

YOKOHAMA

WINTER TYRE CATALOGUE 2024/2025

▶ PCR / SUV / LIGHT COMMERCIAL VEHICLES + ALL SEASON



This is YOKOHAMA

The Global Tyre Brand since 1917

The YOKOHAMA Rubber Group is composed of the YOKOHAMA Rubber Co., Ltd. and 142 consolidated subsidiaries, 8 unconsolidated subsidiaries and 36 affiliates around the world.

Original Equipment

YOKOHAMA tyres have been adopted worldwide by car manufacturers with a global reputation and in a wide range of vehicle categories, being the Tyre supplier for premium cars.



Winning in Red and Black

Under the colours red and black, YOKOHAMA's range of ADVAN Tyres can supply the tyres for World Championships and International top level Motorsport competitions.



The BluEarth Concept

BluEarth. The Product Engineering Philosophy, which focuses on the idea of responsibility towards the Environment and Society constantly.



Our Philosophy, to keep the focus on the responsibility towards the Environment and Society.



Truly Global & Environmental

Taking care of our planet is part of our overall philosophy. CDP awarded YOKOHAMA an A for Climate Change in 2023, a demonstration of our leadership in environmental performance and transparency.



YOKOHAMA High Performance Winter Tyres



V906

BluEarth **WINTER*
V906

For Passenger Cars



V906 SUV

BluEarth **WINTER*
V906 SUV

For SUVs



V905

BluEarth **WINTER*
V905

For Passenger Cars and SUVs



V903

V903

For Passenger Cars

YOKOHAMA Light Commercial Vehicle Tyres



WY01

WY01

For Van and Light Commercial Vehicles

YOKOHAMA All Season Tyres



G061

GEOLANDAR CV4S

All Season Tyres for Crossover SUVs



AW21

BluEarth-4S *AW21*

All Season Tyres for Passenger Cars and SUVs



RY61

BluEarth-Van All Season *RY61*

All Season Tyres for Vans and Light Commercial Vehicles

The availability of products and the special size range offered can vary from country to country.

For detailed Information about the available products and sizes offered in your country, the EU Tyre Label, tyre labeling data and further technical data, please see the corresponding sections in this catalogue or price list respectively or contact your local distributor or dealer. For basic information, you can also refer to the YOKOHAMA website www.yokohama.eu (not for country specific product and size availability).

Winter Traction



V906

Please see table section for available sizes.

Application: Compact Cars, Middle sized cars

Benefits

- Aiming to reduce the risk of aquaplaning
- Designed for Mileage

Features

- Harmony Tread Design Concept
- Super rich-silica compound
- Robust Construction

BluEarth*WINTER V906



Maximum speed
 270 km/h in case of W speed symbol
 240 km/h in case of V speed symbol
 210 km/h in case of H speed symbol
 190 km/h in case of T speed symbol
 (Speed symbol varies depending on size)

Harmony Tread Design Concept



- **Smooth V-Shaped Groove**
Smooth-angled V-shape helps displace water and snow. This to reduce the risk of aquaplaning.
- **Uniform Pressure Blocks**
Each block is positioned in a uniform manner. The pressure from the ground is spread evenly.
- **Widespread 3-D Sipe**
The 3-D sipes are spread out widely from block to block to enhance the edge effect on snow.

EU Label Range	
Fuel Efficiency Class	C-D
Wet Grip Class	B-C
External Rolling Noise Class and Measured Value (dB)	B 70-74
Series: 65% - 30%	Inches: 15-22

These values are for the full size range of this product. The special size range offered can vary from country to country. For detailed information on the sizes offered and the relevant parameters in your country, please refer to the table section.

SUV Tyres

Traction inspires Confidence



V906 SUV

Please see table section for available sizes.

Application: Modern SUVs & CUVs

Benefits

- Designed for Mileage
- Super Rich-Silica Compound for snow and wet performance

Features

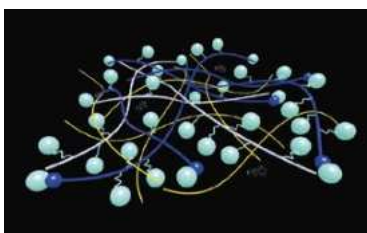
- Harmony Tread Design Concept
- Super rich-silica compound
- Robust Construction

BluEarth*WINTER V906 SUV



Maximum speed
 270 km/h in case of W speed symbol
 240 km/h in case of V speed symbol
 210 km/h in case of H speed symbol
 190 km/h in case of T speed symbol
 (Speed symbol varies depending on size)

Super Rich-Silica Compound



- A large amount of silica is used to contribute to the wet performance.
- Snow polymer is blended for snow performance.

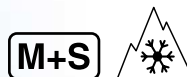
EU Label Range	
Fuel Efficiency Class	C-D
Wet Grip Class	B
External Rolling Noise Class and Measured Value (dB)	B 70-75
Series: 70% - 30%	Inches: 16-23

These values are for the full size range of this product. The special size range offered can vary from country to country. For detailed information on the sizes offered and the relevant parameters in your country, please refer to the table section.

Winter Tyre for Passenger Cars and SUVs



BluEarth*WINTER V905



Maximum speed
 270 km/h in case of W speed symbol
 240 km/h in case of V speed symbol
 210 km/h in case of H speed symbol
 190 km/h in case of T speed symbol
 (Speed symbol varies depending on size)

EU Label Range	
Fuel Efficiency Class	C-D
Wet Grip Class	C
External Rolling Noise Class and Measured Value (dB)	B 71-74
Series: 80% - 30%	Inches: 15-22

These values are for the full size range of this product, including Passenger Car & SUV Tyres. The special size range offered can vary from country to country.

For detailed information on the sizes offered and the relevant parameters in your country, please refer to the table section.

V905

Please see table section for available sizes.

Application: Performance cars, SUVs, middle sized cars

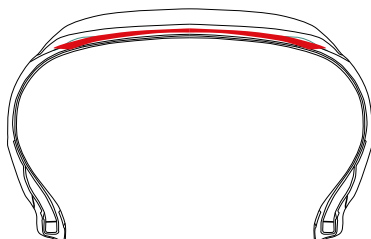
Benefits

- Zig-zag grooves for better drainage
- Drainage performance on snow & wet
- Directional pattern

Features

- Wide slanting grooves and variable angle of lateral grooves
- Low-heat-generating under tread

Under Tread Compound



Low-heat-generating under tread, reduces energy-loss by sustaining rigidity.

Zig-Zag Straight Grooves and variable angle of Lateral Grooves



Improved lateral stabilities such as turning and anti-sliding on snow.

Wide Slanting Grooves



For better drainage

Winter is inspiration



V903

V903

M+S


Maximum speed
210 km/h in case of H speed symbol
190 km/h in case of T speed symbol
(Speed symbol varies depending on size)

EU Label Range

Fuel Efficiency Class	E
Wet Grip Class	C
External Rolling Noise Class and Measured Value (dB)	B 70-71
Series: 80% - 45%	Inches: 13-16

These values are for the full size range of this product. The special size range offered can vary from country to country.

For detailed information on the sizes offered and the relevant parameters in your country, please refer to the table section.

Please see table section for available sizes.

Application: Small and compact cars


Benefits

- Directional pattern
- Better street contact due to groove in groove design

Features

- Original Multi-Layer Sipes
- 3-D shaped block wall with groove in groove design
- Zig-Zag shaped main straight grooves for better traction

Tread Pattern Design



The pattern design delivers clear-cut performance.

Directional Tread Design


- ① The directional tread pattern provides a "direct-feel" and drainage on wet road surfaces.

Original Multi-Layer Sipes

- ② YOKOHAMA's original multi-layer sipes maximise the edge effect on snowy road surfaces, keeping blocks stable despite the soft compound.

3-D Shaped Block Wall with Groove in Groove Design

- ③ The centralised rib-block with a 3-D shaped block wall delivers dry stability by supporting the contact surface. Micro-sized grooves on the 3-D shaped block wall control uneven wear by dispersing stress and heat.



Zig-Zag Shaped Main Straight Grooves

- ④ The Zig-Zag shaped main straight grooves provide traction with their grooved edge.

The Tyre to transcend all Seasons

GEOLANDAR CV4S



G061

Please see table section for available sizes.



Maximum speed
 240 km/h in case of V speed symbol
 210 km/h in case of H speed symbol
 190 km/h in case of T speed symbol
 (Speed symbol varies depending on size)

EU Label Range	
Fuel Efficiency Class	C
Wet Grip Class	B-C
External Rolling Noise Class and Measured Value (dB)	B 71-73
Series: 70% - 45%	Inches: 17-20

These values are for the full size range of this product. The special size range offered can vary from country to country. For detailed information on the sizes offered and the relevant parameters in your country, please refer to the table section.

Application: Crossover SUVs,
 Performance Crossover SUVs

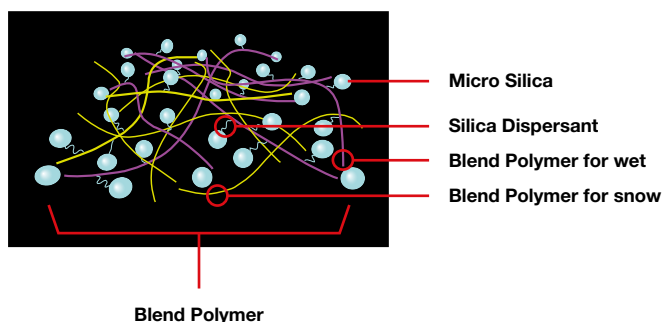
Benefits

- All-season Tyre
- Design Focus on Snow and Wet Performance

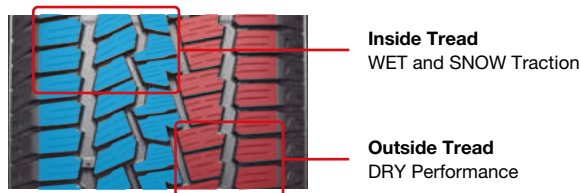
Features

- Asymmetric Tread design based on snow pattern
- Powerful side Design with highlighted logo and black letters
- Nylon Full Cover of the belt for Durability
- Tread Lug Grooves and Sipes for Snow Performance

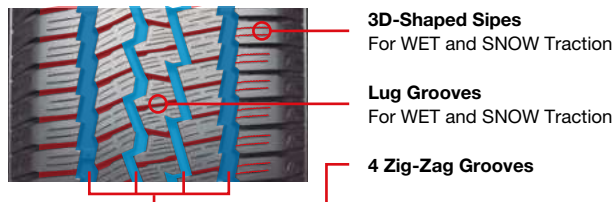
Compound Technology



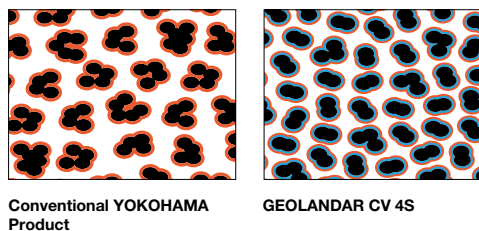
Asymmetric Pattern Design
 for WET, SNOW and DRY



4 Zig-Zag Grooves
 for Anti-Hydroplaning, WET and SNOW Traction



Micro Silica
 Improved Silica dispersion



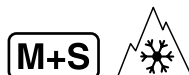
The One for All Seasons

BluEarth-4S AW21



AW21

Please see table section for available sizes.



Maximum speed
 300 km/h in case of Y speed symbol
 270 km/h in case of W speed symbol
 240 km/h in case of V speed symbol
 210 km/h in case of H speed symbol
 190 km/h in case of T speed symbol
 (Speed symbol varies depending on size)

EU Label Range	
Fuel Efficiency Class	C-D
Wet Grip Class	B-C
External Rolling Noise Class and Measured Value (dB)	B 70-73
Series: 70% - 35%	Inches: 14-22

These values are for the full size range of this product. The special size range offered can vary from country to country. For detailed information on the sizes offered and the relevant parameters in your country, please refer to the table section.

Application: Small and Compact cars, mid-size sedan, modern SUVs & CUVs

Benefits

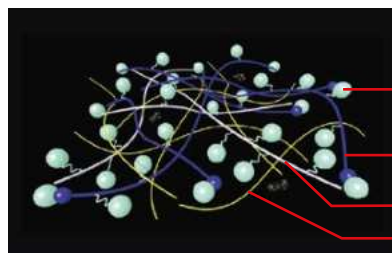
- All Season Tread Pattern Design
- For every day use and unfavourable road conditions

Features

- Divergent V-Groove
- Flat & Wide Contour
- Silica End-locked compound

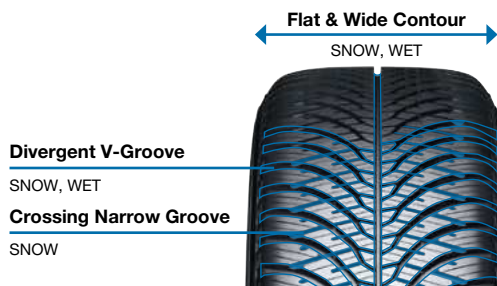
Compound

for SNOW/WET Performance



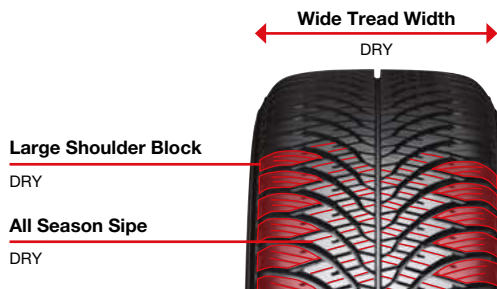
- Micro Silica
- Silica End-Locked Polymer
- Snow Grip Polymer
- Wet Grip Polymer

Tread Pattern Design
for SNOW/WET Performance



Driving on unfavourable road conditions

Tread Pattern Design
for DRY Performance



Driving at every day use

Strong and Smooth – Whatever the Weather

BluEarth-Van All Season RY61



RY61

Please see table section for available sizes.



Maximum speed
 210 km/h in case of H speed symbol
 190 km/h in case of T speed symbol
 170 km/h in case of R speed symbol
 (Speed symbol varies depending on size)

EU Label Range	
Fuel Efficiency Class	C-D
Wet Grip Class	A-B
External Rolling Noise Class and Measured Value (dB)	B 73
Series: 75% - 55%	Inches: 15 - 17

These values are for the full size range of this product. The special size range offered can vary from country to country. For detailed information on the sizes offered and the relevant parameters in your country, please refer to the table section.

Application: Transporters, Light Commercial Vehicles, Cargos and Modern Vans

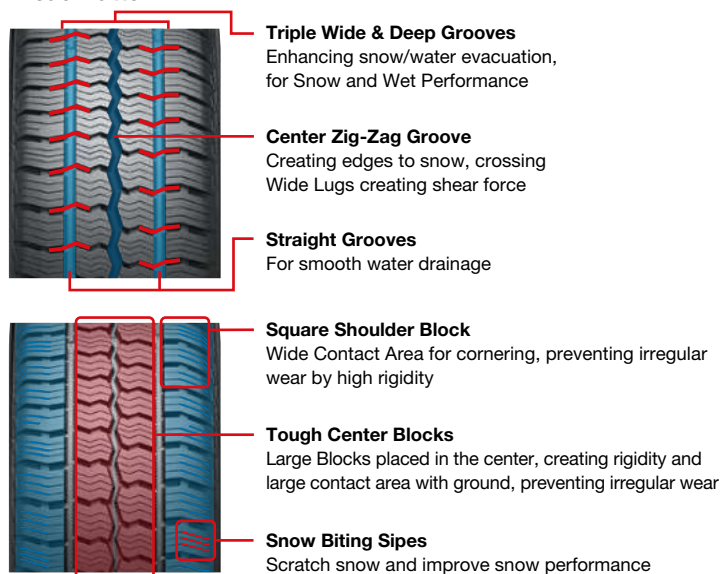
Benefits

- Long mileage and solid durability
- All Season Tread Pattern Design

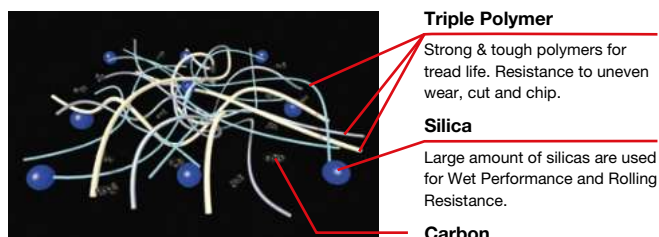
Features

- Remarkable Tread Design
- Compound for toughness
- Construction: Bead Flipper

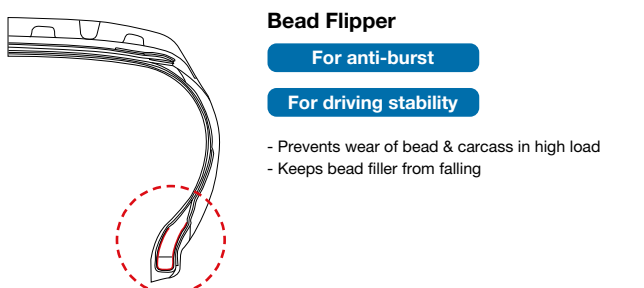
Tread Pattern



Compound



Construction



Durability and Confidence with Winter Performance for Light Commercial Vehicles

WY01



WY01



Maximum speed
 190 km/h in case of T speed symbol
 170 km/h in case of R speed symbol
 160 km/h in case of Q speed symbol
 (Speed symbol varies depending on size)

EU Label Range	
Fuel Efficiency Class	E
Wet Grip Class	B-C
External Rolling Noise Class and Measured Value (dB)	B 71-72
Series: 82% - 60%	Inches: 14-17

These values are for the full size range of this product. The special size range offered can vary from country to country. For detailed information on the sizes offered and the relevant parameters in your country, please refer to the table section.

Please see table section for available sizes.

Application: Transporters, Light Commercial Vehicles, Cargos and Modern Vans

Benefits

- Direct-feel and traction
- Remarkable durability performance

Features

- 3 wide grooves
- Traction Blocks with micro diagonal sipes
- Rigid shoulder rib with lug

Traction Blocks with Micro Diagonal Sipes




Providing “direct-feel” and “traction”. Diagonal Shallow slits on the tyre tread surface provide performance even in the break-in period.

3 Wide Grooves



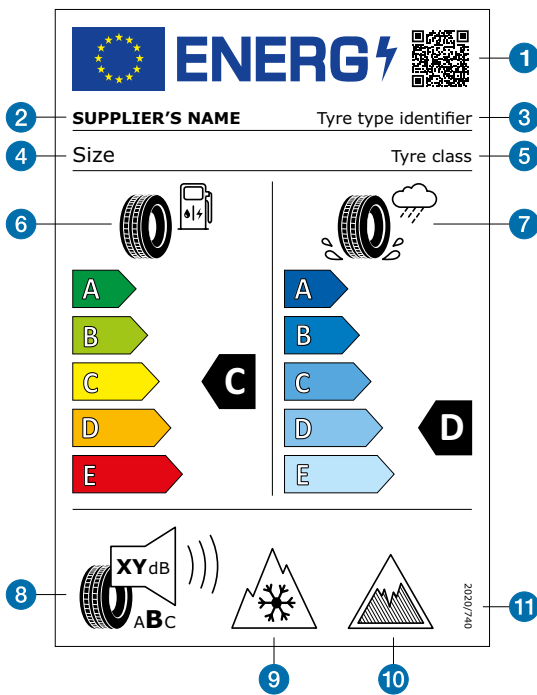
Water evacuation provided by 3 wide grooves, even after long mileage.

Rigid Shoulder Rib with Lug



Moderating stiffness blocks help even wear for long mileage.

EU Tyre Label



Since 2012 the EU Tyre Energy Label provides a clear and common classification of tyre performance for rolling resistance, braking on wet surfaces and external noise. The labels help consumers make informed decisions when they are buying tyres as they can easily set their priority choice based on the parameters.

Regulation (EC) No 1222/2009 first introduced the obligation of placing car and van tyres on the EU market with a sticker showing the label. That regulation was repealed and replaced by Regulation (EU) 2020/740 with start of application on 1 May 2021. It established a framework for the provision of harmonised information on tyre parameters through labelling to allow end-users to make an informed decision when purchasing tyres, for the purpose of increasing economic and environmental efficiency of road transport by promoting fuel-efficient, safe tyres with low noise levels.

Tyres are no longer allowed in classes F and G for rolling resistance and for wet grip, which is why the new scale has only 5 classes (A to E). The new energy symbols better suggest that the fuel efficiency is applicable to both internal combustion vehicles and to electric ones. In the bottom part, the external rolling noise class is always indicated, including the measured value of external noise level in decibels.

- 1 QR Code
- 2 Trade name or trademark of the supplier
- 3 Tyre type identifier = Article number in case of YOKOHAMA
- 4 Tyre size designation, load capacity index and speed category symbol
- 5 Tyre class: i.e. C1, C2 or C3
- 6 Fuel efficiency pictogram, scale and performance class
- 7 Wet grip pictogram, scale and performance class
- 8 External rolling noise pictogram, value (expressed in dB and rounded to the nearest integer) and performance class
- 9 Snow grip pictogram
- 10 Ice grip pictogram (C1 tyres only)
- 11 The serial number of this Regulation: "2020/740"




Fuel Efficiency Class

The fuel efficiency class ranges from A (most efficient) to E (least efficient). A top class tyre has less rolling resistance and therefore requires less energy to move the vehicle. This translates into lower energy costs (fossil fuels or electricity).



Wet Grip Class

The wet grip describes a tyre's performance under wet conditions and its classes ranges as well from A (shorter braking distance on wet asphalt) to E (longest).



External Rolling Noise Class and Measured Value (dB)

The external rolling noise class ranges from A (less noise outside the vehicle) to C (highest noise). The external rolling noise, caused by tyres, is measured in decibels. This noise is different from the "cavity noise", which is the noise transmitted from the rims to the interior of the car.

Under the new regulation, in addition to the previous tyre label, there are also options for including an icon relating to grip on icy conditions and/or severe snow conditions in the bottom part of the tyre label (next to the external rolling noise pictogram) for tyres which satisfy the minimum snow grip index values or the relevant minimum ice grip index values.



Tyres suitable for severe snow conditions bear the snow grip pictogram ("3 Peak Mountain Snowflake") or "alpine" symbol that is also present on the sidewall of such tyres. Nordic winter tyres (tyre class C1) for use on iced surfaces will feature a symbol (ice grip pictogram) that represents an ice stalagmite.

The QR code, to read with a smartphone or other suitable reader, is intended to provide this and additional information for each individual tyre type identifier via a link to the public part of the new European product database for Energy Labelling (EPREL). A link to this database is also provided via the YOKOHAMA website (www.yokohama.eu). You can also get the information of the database in printed form from your tyre dealer.

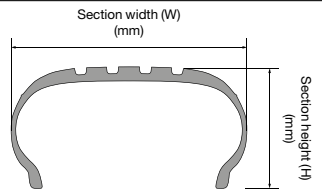
Other components of the label are the trade name or the trade mark of the supplier, the tyre type identifier, the tyre size designation, the load-capacity index and the speed category symbol, the tyre class and furthermore the serial number of the regulation (in the bottom part of the tyre label).

Technical Information/For Your Comfort & Safety

Aspect ratio

The aspect ratio is the ratio of a tyre's section height (H) to its section width (W).

$$\text{Aspect ratio (\%)} = \frac{H}{W} \times 100$$



Speed category symbol

The speed symbol refers to the maximum speed capabilities of the tyre. It is only valid for tyres that are properly inflated and loaded within their assigned load index.

Speed category symbol	Speed (km/h)
N	140
P	150
Q	160
R	170
S	180
T	190
H	210
V	240
W	270
Y	300
(Y)	over 300

Load-capacity index

The load index is the maximum load-carrying capacity of a tyre under a specific condition.

LI	kg	LI	kg	LI	kg
61	257	81	462	101	825
62	265	82	475	102	850
63	272	83	487	103	875
64	280	84	500	104	900
65	290	85	515	105	925
66	300	86	530	106	950
67	307	87	545	107	975
68	315	88	560	108	1000
69	325	89	580	109	1030
70	335	90	600	110	1060
71	345	91	615	111	1090
72	355	92	630	112	1120
73	365	93	650	113	1150
74	375	94	670	114	1180
75	387	95	690	115	1215
76	400	96	710	116	1250
77	412	97	730	117	1285
78	425	98	750	118	1320
79	437	99	775	119	1360
80	450	100	800	120	1400
				121	1450
				122	1500
				123	1550

Example of ISO notation of radial tyre
325/35ZR22 114Y

① 325: Nominal section width (mm)
 ② 35: Aspect ratio (%)
 ③ ZR: Speed category (over 240 km/h) and construction code (Radial)
 ④ 22: Nominal rim diameter (inch)
 ⑤ 114: Load-capacity index (1180 kg)
 ⑥ Y: Speed category symbol (300 km/h)



How to read the tyre code

- 1 Manufacturer's Name
- 2 Tyre Size Designation
- 3 Brand Name
- 4 Tread Pattern Name
- 5 Country of Origin
- 6 Identification Serial Number
- 7 "RADIAL" Designation ---The word „RADIAL“ is marked for a radial ply tyre.
- 8 "TUBELESS" Designation ---The word „TUBELESS“ must be branded on a tubeless type tyre.
- 9 YOKOHAMA tyres are marked in accordance with international regulations. So the sidewall is marked with a circle containing an E and the number of the country of homologation. This marking is followed by a multi-digit homologation number. e.g. (E4) 1234567/987654 S2WR2 (4 = Netherlands)
- 10 DOT Mark ---The symbol certifying compliance with FMVSS respectively.
- 11 Original Equipment Manufacturer Letters --- The symbol varies according to car manufacturers, and signify approval by these. (e.g. AO mark signifies AUDI, MO mark signifies MERCEDES, N-0 and N-1 signifies PORSCHE.)

Reinforced (Extra Load) Indication

Passenger car tyres designed for loads and inflation pressures higher than the standard version.

Tyre rotation

Tyre rotation is the regular practice of changing the position of each tyre on the car to minimise abnormal (or uneven) tread wear, which may cause:

1. Abnormal vibration ("shimmy")
2. Tyre noise
3. Decreased riding comfort
4. Shorter tyre life

Note: We recommend that you rotate your tyres immediately if you recognise any of the above-mentioned conditions (especially on your front tyres).

Tyres suitable for severe snow conditions bear the snow grip pictogram ("3 Peak Mountain Snowflake") or "alpine" symbol that is also present on the sidewall of such tyres. Nordic winter tyres (tyre class C1) for use on iced surfaces will feature a symbol (ice grip pictogram) that represents an ice stalagmite.

- Never mount a tyre on a rim that is damaged or which has been repaired by welding or brazing.
- Never inflate beyond 275 kPa (2.75 bar, 40 psi) to seat beads.
- Tyre inflation should be done in a safety cage.
- Do not mix different tyre size designations or constructions on the same axle, except for limited use of temporary spare tyres.
- Outer diameter of wheel should be the same as inner diameter of tyre.
- Make sure to follow instructions in the car owner's manual or on the vehicle tyre information placard in the car to maintain proper tyre pressure (Particularly driving on a highway and/or when carrying heavy loads).
- Never bleed or reduce air pressure when tyres are hot from driving.
- Over- or under-inflation is dangerous and could lead to accidents or tyre damage.
- Check tyre inflation pressure (including spare tyre) at least once a month and before every long trip.
- Stones, gravel and other foreign objects stuck in the tyre treads may damage the tyre. Remove foreign objects from the tyre treads.
- Tyre should only be mounted by professionally trained persons.
- Objects in the road such as potholes, glass, metal, rocks, wood debris, kerbstones and such, which could damage a tyre should be safely avoided.
- To preserve traffic safety and tyre life, YOKOHAMA recommends driving safely and avoiding hard acceleration, braking or cornering in unnecessary situations.
- If you feel the car is unstable or feel any unusual noises or vibrations, stop your car in a safe place and inspect your tyres. Even if no visible defects are found, drive slowly and ask your tyre dealer to inspect your tyres as soon as possible.
- Winter tyres (studless, stud or snow tyres) should not be mixed with other types of tyres.

- New winter tyres should not be driven over 80 km/h for the first 100 km.
- When driving on winter roads, sudden starts and quick stops should be avoided, and a safe car-to-car driving distance should be maintained.
- When using tyre chains, be sure to use the proper size chains and affix with priority to the drive axle.
- Avoid driving with tyre chains for long distance on roads with no packed snow or ice.

The local regulations for the proper usage of Car Tyres may differ from country to country. Please make sure to check foreign regulations carefully, before going abroad. To preserve traffic safety, YOKOHAMA recommends driving substantially slower under adverse weather or road conditions.

Fuel saving and road safety depend heavily on the behaviour of drivers and in particular on the following: eco driving can significantly reduce fuel consumption; tyre pressure needs to be regularly checked to optimise fuel efficiency and wet grip; stopping distances must always be respected.

Ice grip tyres are specifically designed for road surfaces covered with ice and compact snow, and should only be used in very severe climate conditions (e.g. cold temperatures). Using ice grip tyres in less severe climate condition (e.g. wet conditions or warmer temperatures) could result in sub-optimal performance, in particular for wet grip, handling and wear.

Never use a tyre under the following conditions and replace tyres immediately:

- If the tread has worn to the tread wear indicator.
- If breaks in the fabric appear.
- If cords or wires are exposed.

Storage of steel belted radial tyres:

- Keep your tyres away from direct sunlight and locations with high temperature, high moisture, heavy electrical machinery, welders etc.
- Tyres should be preferably stored in a cool, dry, and dark room with a controlled environment.

Important notice for use of Runflat tyre (ZPS)

- A vehicle must be equipped with a tyre pressure monitoring system.
- After a low pressure warning has been indicated:
 - do not exceed 80 km/h (50 mph).
 - do not travel more than 80 km (50 miles).
 - do not re-inflate after run flat operation and do not repair.

Tread Wear Indicator

Triangle marks(▲) on the sidewall show the tread groove position of the "tread wear indicators", the "tread wear indicators" represent 1.6 mm of remaining tread depth at which time the tyre should be replaced.

Constructions and specifications are subject to change with or without notice.

For information about the EU Tyre Label, tyre labelling data and further technical details, see the corresponding sections inside this catalogue or price list respectively. You can also refer to the YOKOHAMA website www.yokohama.eu (not for country specific product and size availability).

As the availability of products and sizes differs from country to country, please ask your local dealer or distributor for detailed information about the specific range, labeling and the technical parameters of the available YOKOHAMA tyres.

General (not country specific) information about this data, can be found in the assigned sections of our website www.yokohama.eu



**PERFORMING ON
DIFFERENT SURFACES**




ATP TOUR & YOKOHAMA

Break new ground with global Partnership

ATP Tour and YOKOHAMA are proud to announce a new multi-year global partnership, with the premium Japanese tyre manufacturer becoming the ATP Tour's first-ever Official Tyre partner.

Renowned for its fearless commitment to performance, YOKOHAMA will leverage the Tour's year-round platform to bolster its global presence and premium positioning.

For information about the EU Tyre Label, tyre labelling data and further technical details, see the corresponding sections inside this catalogue or price list respectively. You can also refer to the YOKOHAMA website www.yokohama.eu (not for country specific product and size availability).



www.yokohama.eu